

# **Japan Today and Tomorrow**

**Kiyo AKASAKA**

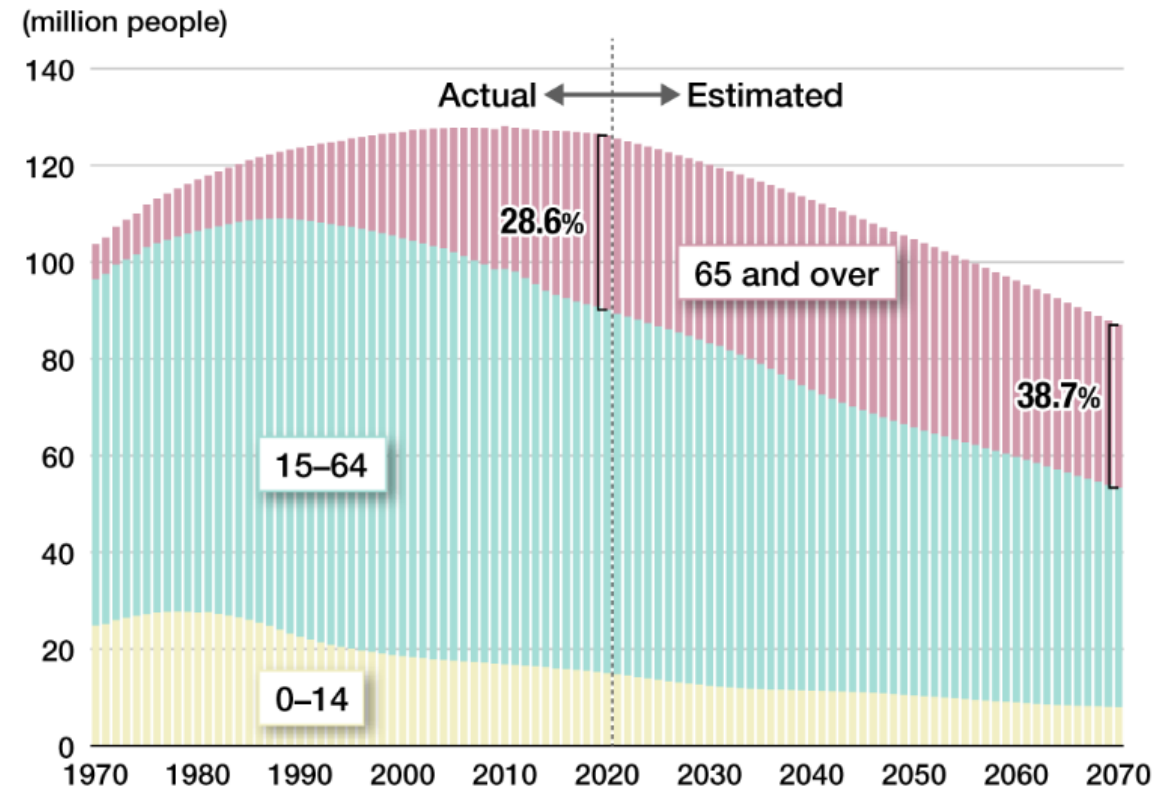
**Scandinavia-Japan-Sasakawa Foundation, November 2024**

# 1, Population Decline

- Population shrinking and economy remaining lackluster, will Japan be able to keep its international standing as of now?

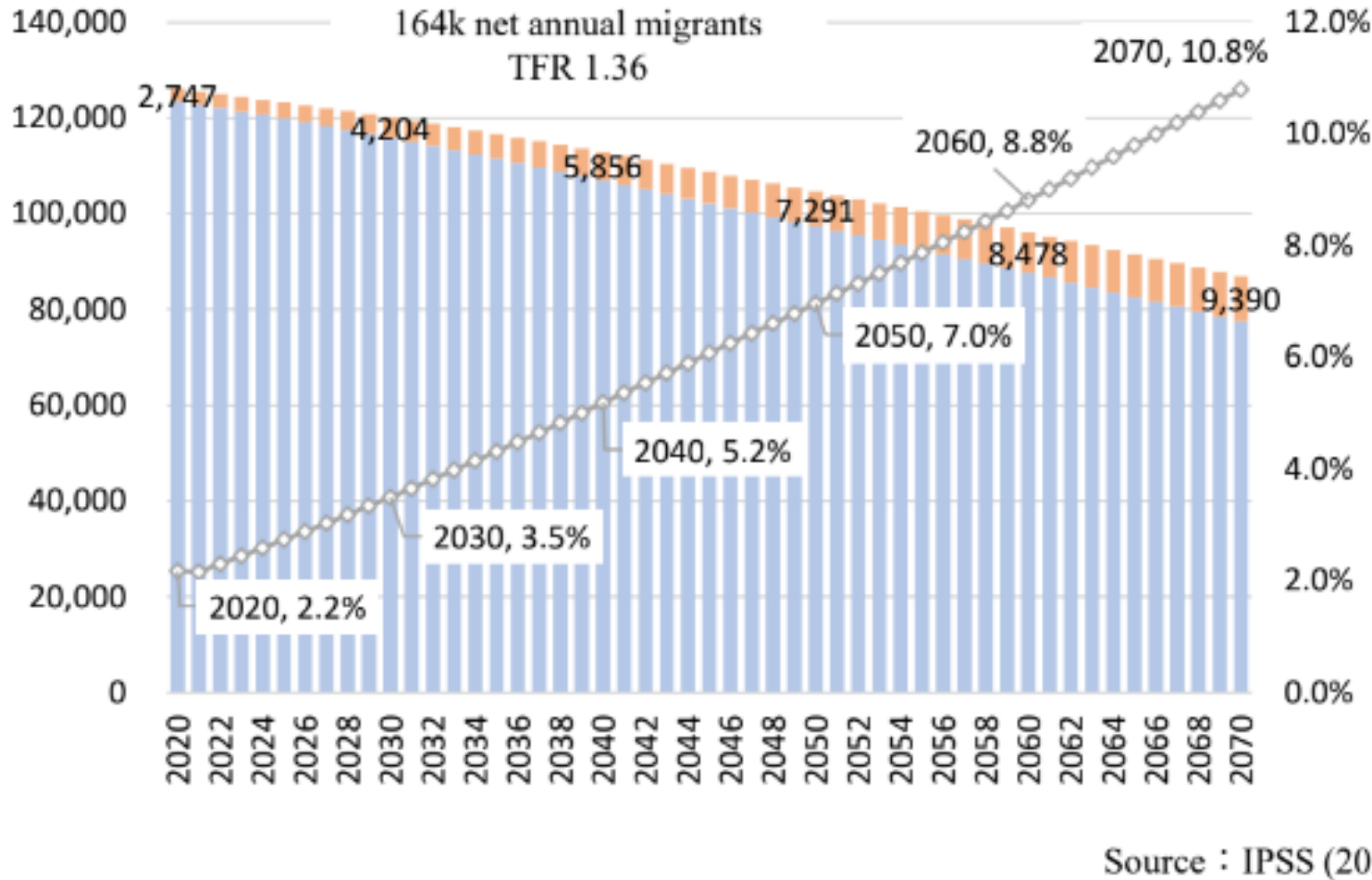
*Japan's Population, now 125million, is projected to fall to 87 million in 2070  
- Nippon.com, May '23*

Population Change in Japan



Created by Nippon.com based on data from the National Institute of Population and Social Security Research.

# A Population Projection and International Migration of Japan, 2020~2070



## Population Projections for Japan: 2021 to 2070 (released on April 2023)

1. Projected Japan's future population (total population) until 2070, using the 2020 census as the base population.
2. Assumed low, medium, and high birth and death rates (9 scenarios in total).
3. The number of foreign immigrants is assumed to be 163,791 (annual/net) until 2040.
4. In 2070, the total population will be 86,996,000, of which the foreign population will be 9,390,000 (10.8% of the total population).
5. Compared to the previous projection, the total population in 2065 will be 91.59 million, compared to 88.08 million in the previous projection.
6. The total population will fall below 100 million from 2053 to 2056, and the rate of population decline will slow slightly. This is largely due to the international population.

**Fig. 1: Trends of Japanese and Foreign Population (Projected Future Population of Japan (2023 projections))**

# World Population and Japan's Ranking 1950~2050

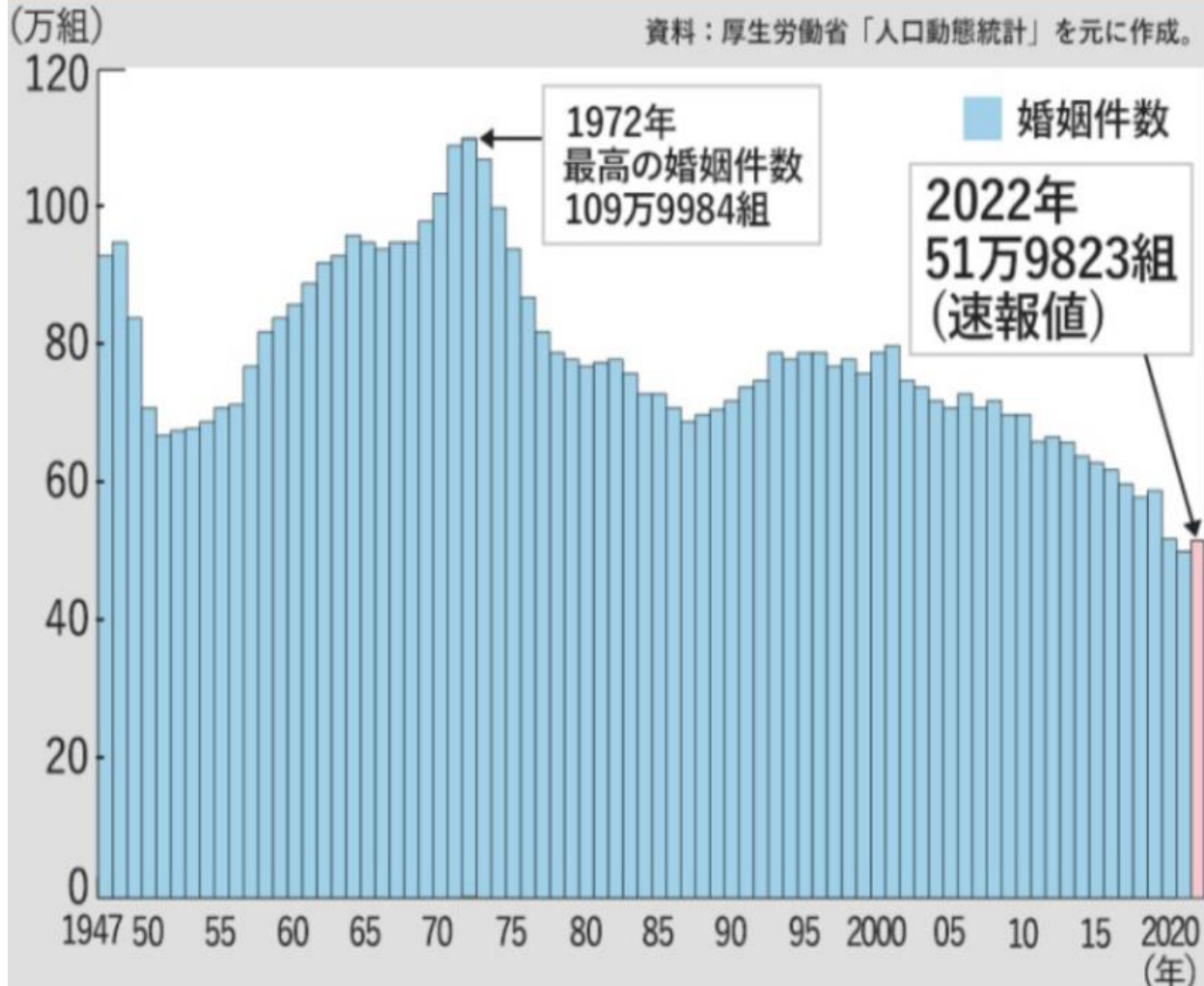
**1950**

#	Country	Population (1950)	World Share	2020 Rank
1	<a href="#">China</a>	554,419,273	21.9 %	(1)
2	<a href="#">India</a>	376,325,200	14.8 %	(2)
3	<a href="#">United States</a>	158,804,395	6.3 %	(3)
4	<a href="#">Russia</a>	102,798,657	4.1 %	(9)
5	<a href="#">Japan</a>	82,802,084	3.3 %	(11)

**2050**

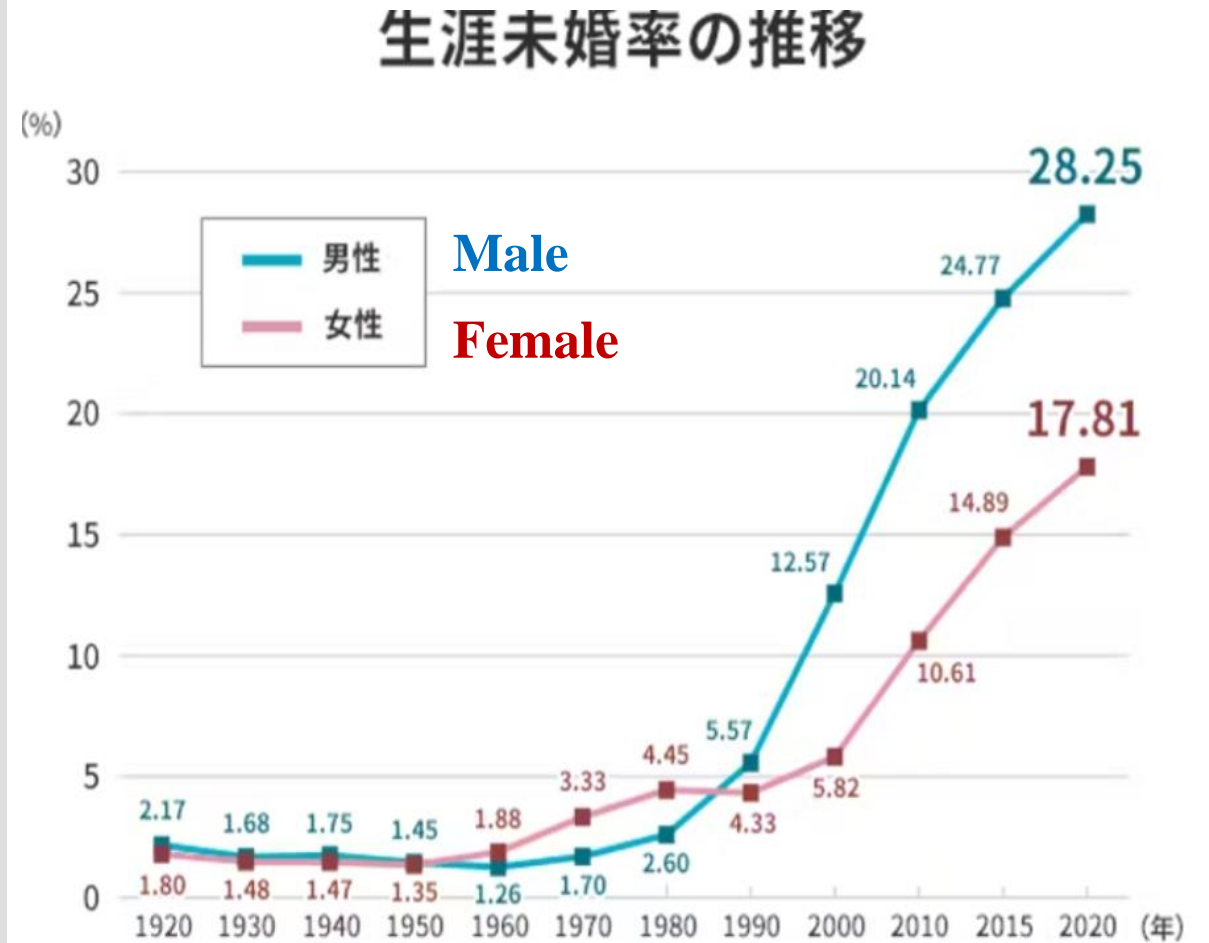
#	Country	Population (2050)	World Share	2020 Rank
1	<a href="#">India</a>	1,639,176,033	16.8 %	(2)
2	<a href="#">China</a>	1,402,405,170	14.4 %	(1)
3	<a href="#">Nigeria</a>	401,315,000	4.1 %	(7)
4	<a href="#">United States</a>	379,419,102	3.9 %	(3)
5	<a href="#">Pakistan</a>	338,013,196	3.5 %	(5)
17	<a href="#">Japan</a>	105,804,027	1.1 %	(11)

# Japan's Marriage Cases Halved



Source: NHK

# Japan's Lifetime Unmarried Rates Rising

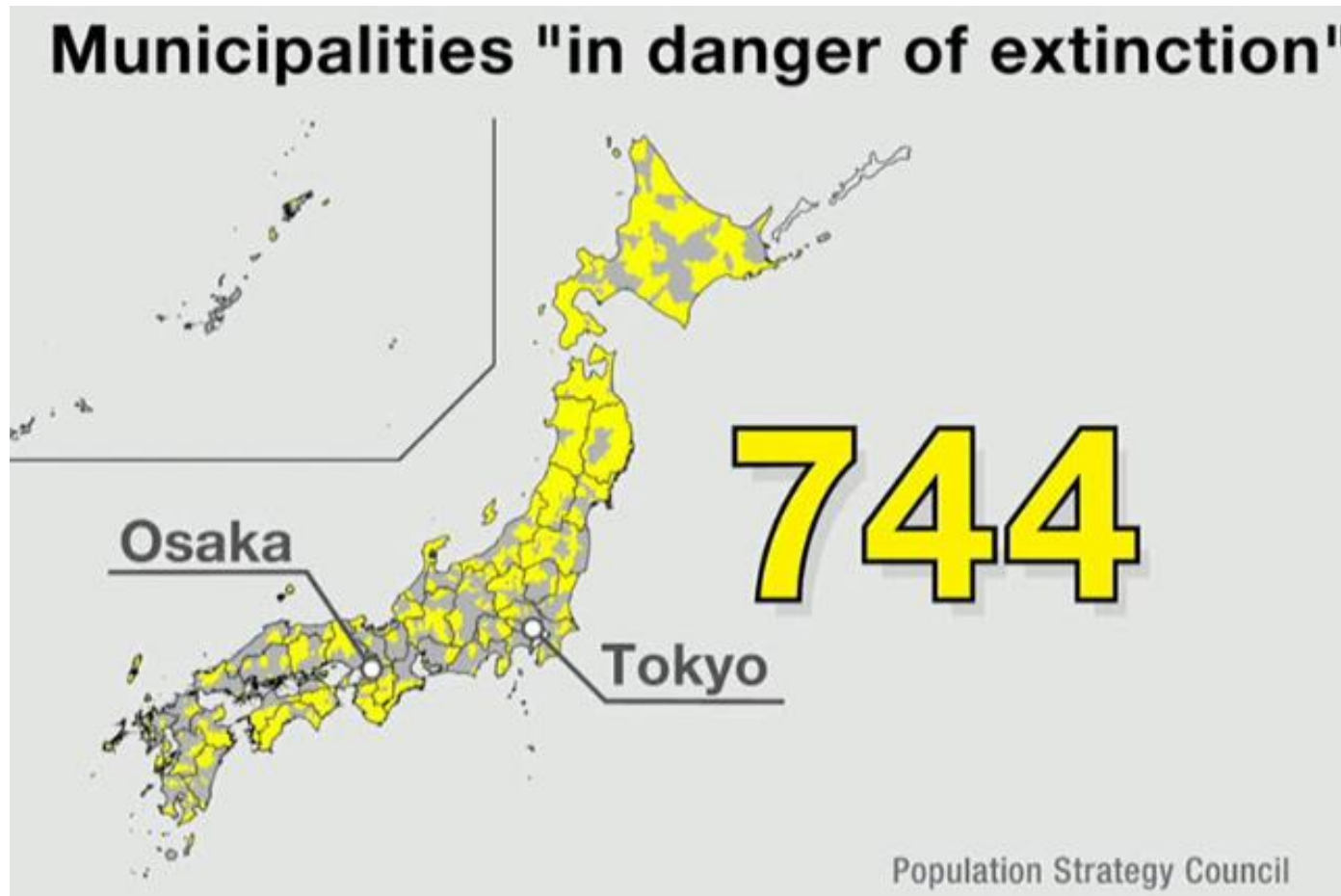


出典：国立社会保障・人口問題研究所「人口統計資料集(2023)改訂版」

# Experts Warn of Eventual Extinction of Japan's Municipalities

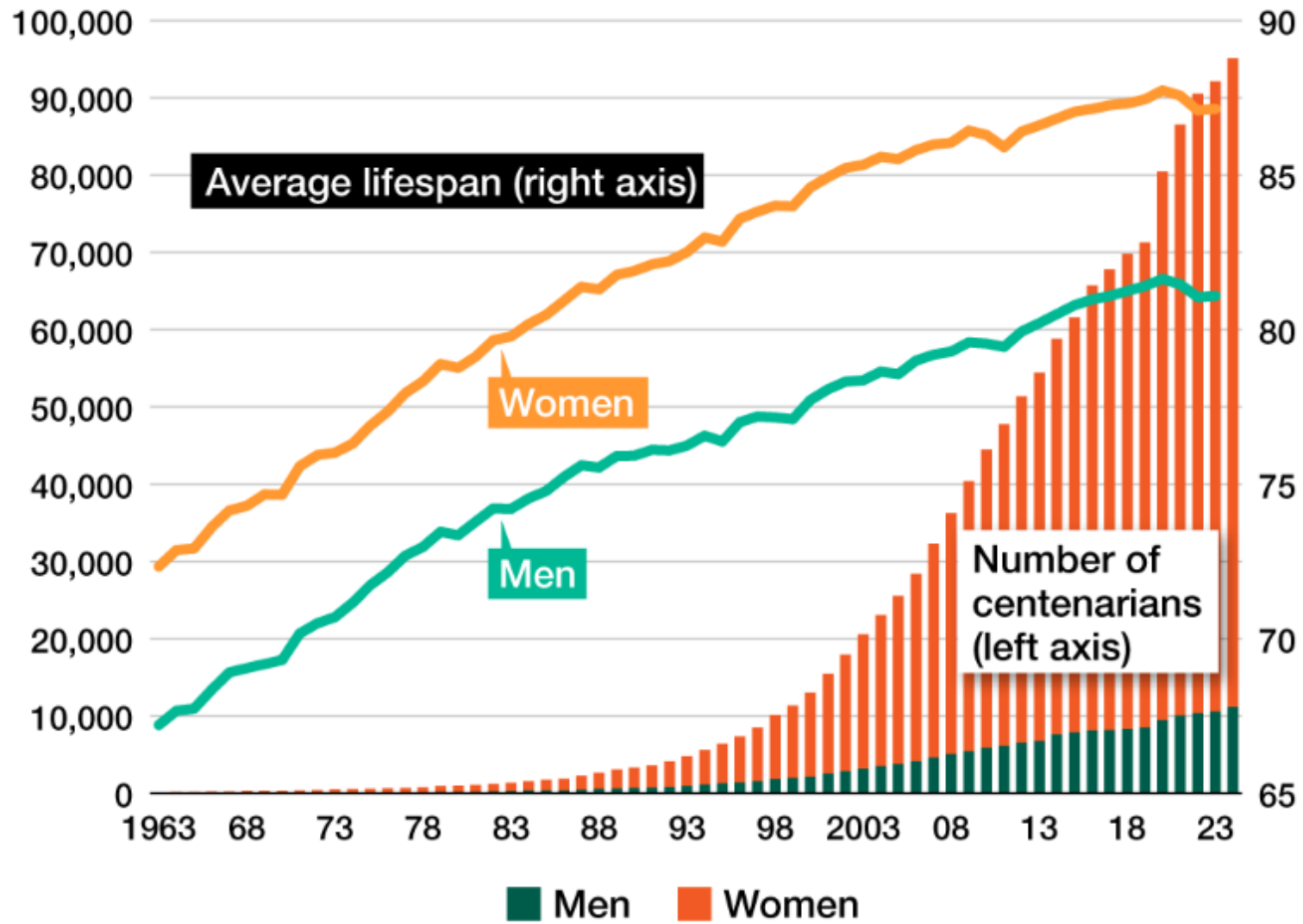
April 25, 2024

NHK WORLD  
JAPAN



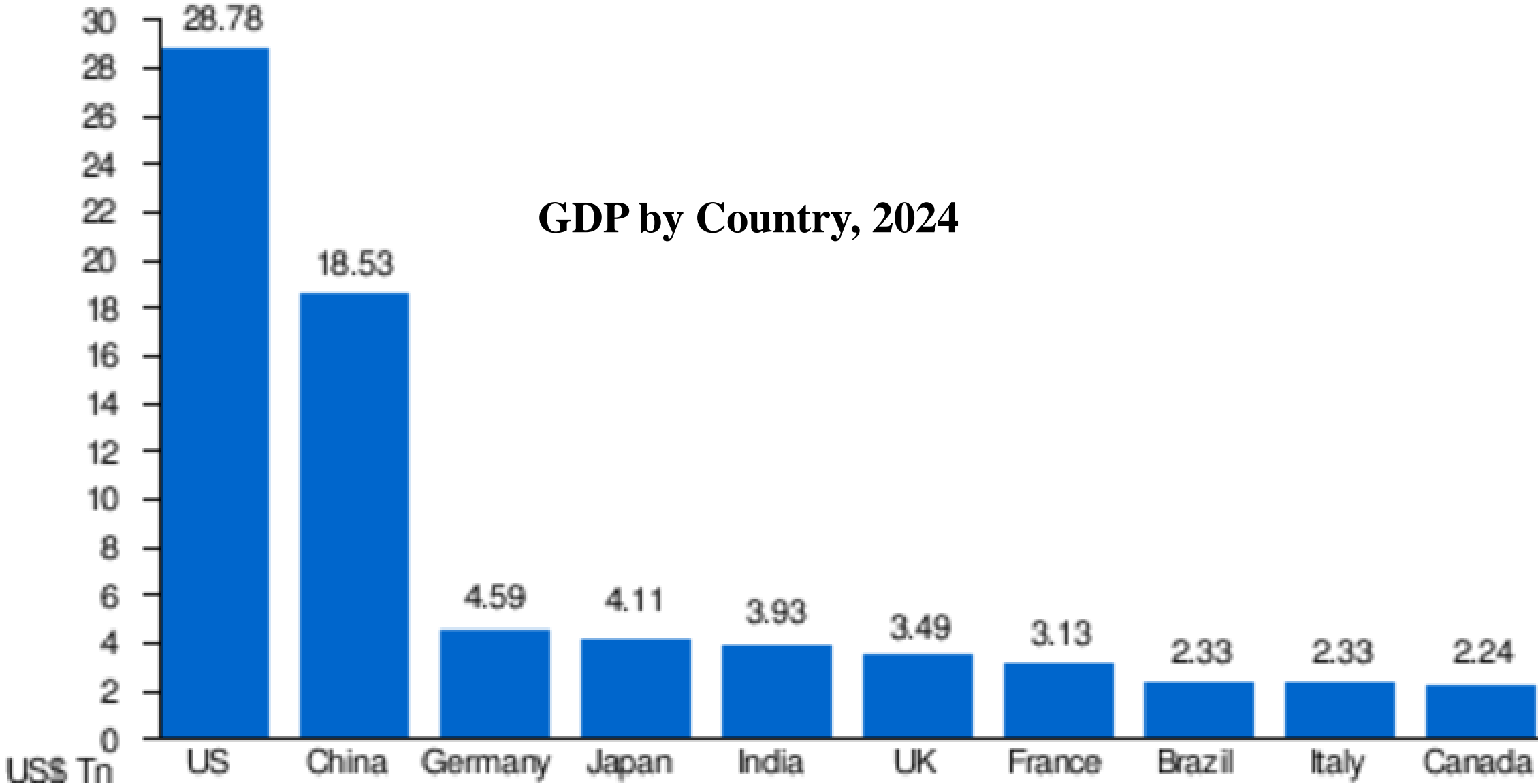
**Experts say 43 percent of Japan's more than 1,700 municipalities could go extinct.**

# Number of Centenarians and Average Lifespan



Created by *Nippon.com* based on data published by the Ministry of Health, Labor, and Welfare.

# 2, Japan's GDP Slipped to the Fourth-Largest in the World in 2023



Source : Wikipedia, IMF estimates 8



# The Top Economies in the World (2050, 2075)

## 2050

Rank	Country	Real GDP in 2050
1	 China	\$41.9
2	 US	\$37.2
3	 India	\$22.2
4	 Indonesia	\$6.3
5	 Germany	\$6.2
6	 Japan	\$6.0
7	 UK	\$5.2
8	 Brazil	\$4.9
9	 France	\$4.6
10	 Russia	\$4.5

## 2075

Rank	Country	Real GDP in 2075
1	 China	\$57.0
2	 India	\$52.5
3	 US	\$51.5
4	 Indonesia	\$13.7
5	 Nigeria	\$13.1
6	 Pakistan	\$12.3
7	 Egypt	\$10.4
8	 Brazil	\$8.7
9	 Germany	\$8.1
10	 UK	\$7.6
11	 Mexico	\$7.6
12	 Japan	\$7.5

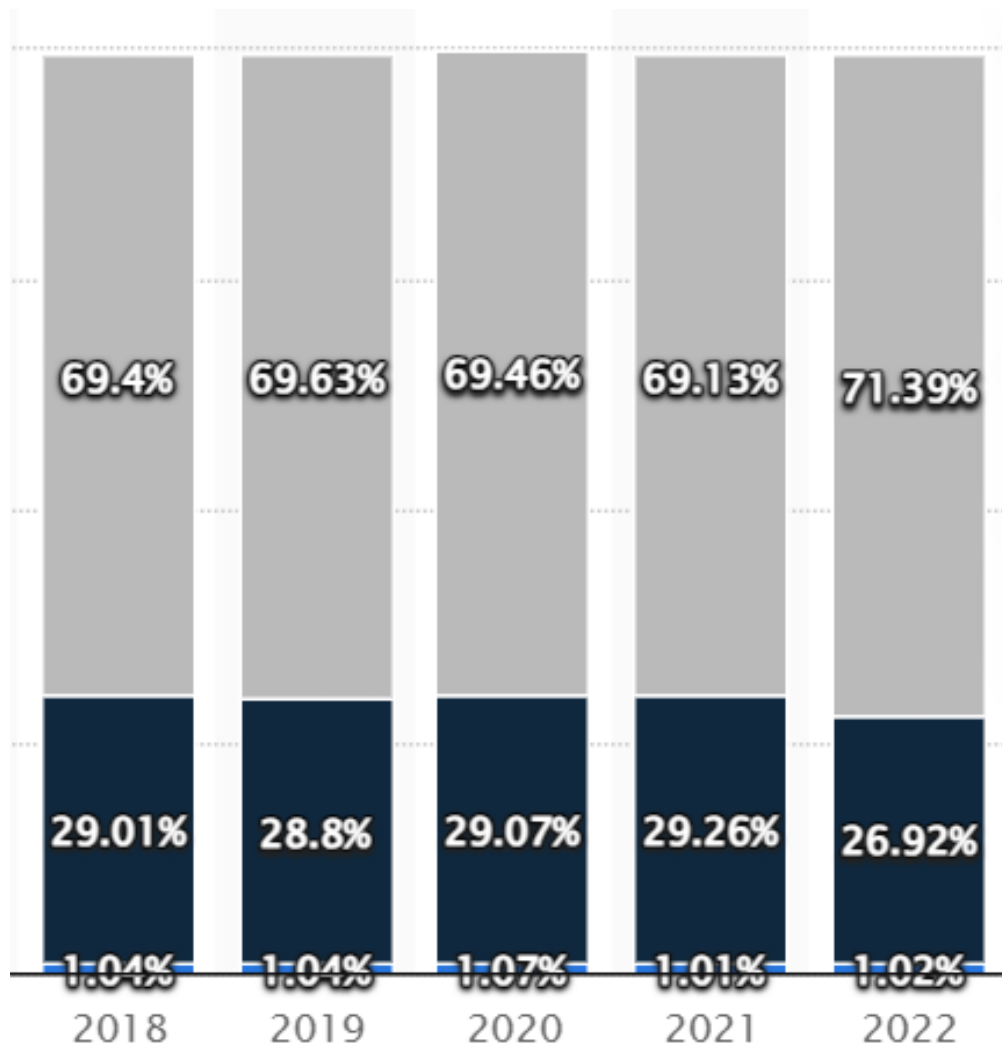
Goldman Sachs projections  
*Visual Capitalist, 2023*

# GDP per capita by Country/Territory in 2023

	Country/Territory ⚡	UN Region ⚡	IMF <sup>[4][5]</sup>		World Bank <sup>[6]</sup>		United Nations <sup>[7]</sup>	
			Estimate ⚡	Year ⚡	Estimate ⚡	Year ⚡	Estimate ⚡	Year ⚡
	 Monaco	Europe	—		240,862	2022	234,317	2021
	 Liechtenstein	Europe	—		197,505	2021	169,260	2021
1	 Luxembourg	Europe	131,384	2024	125,006	2022	133,745	2021
	 Bermuda	Americas	—		118,775	2022	112,653	2021
2	 Ireland	Europe	106,059	2024	103,983	2022	101,109	2021
3	 Switzerland	Europe	105,669	2024	93,260	2022	93,525	2021
	 Cayman Islands	Americas	—		99,625	2022	85,250	2021
4	 Norway	Europe	94,660	2024	108,729	2022	89,242	2021
5	 Singapore	Asia	88,447	2024	82,808	2022	66,822	2021
6	 United States	Americas	85,373	2024	76,330	2022	69,185	2021
7	 Iceland	Europe	84,594	2024	73,467	2022	69,133	2021
8	 Qatar	Asia	81,400	2024	87,662	2022	66,799	2021
30	 Taiwan <sup>[n 3]</sup>	Asia	34,432	2024	—		—	
31	 South Korea	Asia	34,165	2024	32,423	2022	34,940	2021
32	 Spain	Europe	34,045	2024	29,675	2022	30,058	2021
33	 Slovenia	Europe	34,026	2024	28,439	2022	29,135	2021
34	 Japan	Asia	33,138	2024	34,017	2022	39,650	2021











# Japan: Distribution of GDP by Sectors

2018~2022



● Agriculture ● Industry ● Services

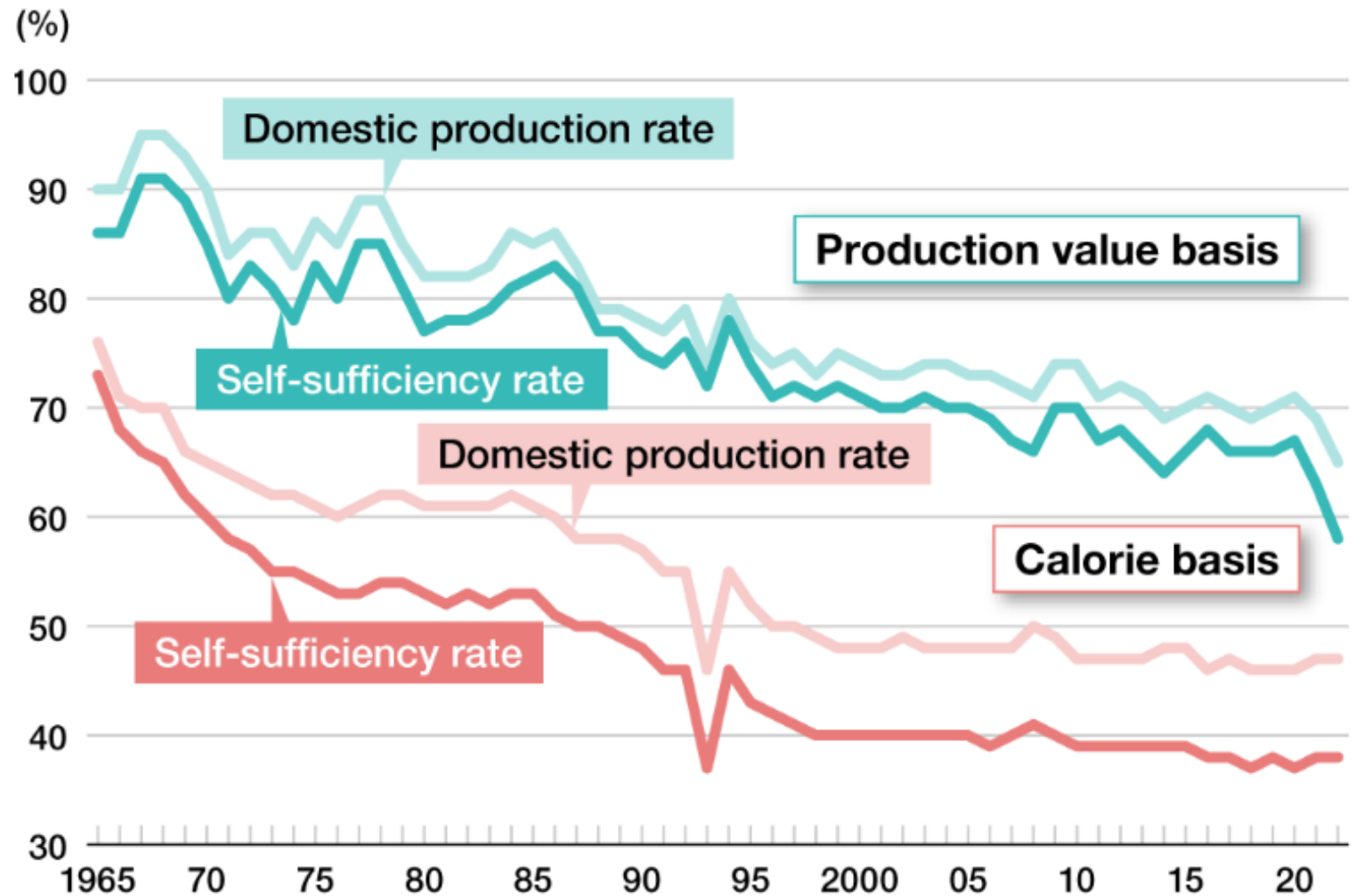
# Largest Japanese companies by market capitalization

1		Toyota TM
2		Mitsubishi UFJ Financial MUFG
3		Hitachi 6501.T
4		Sony SONY
5		Fast Retailing 9983.T
6		Keyence
7		Recruit 6098.T
8		SoftBank 9984.T
9		Sumitomo Mitsui Financial Group SMFG
10		NTT (Nippon Telegraph & Telephone) 9423.T

## Food Self-Sufficiency: Japan Sets New Record Low for on a Production Value Basis, 2023

While Japan's food self-sufficiency on a calorie basis remained unchanged at 38% in fiscal 2022, on a production value basis it fell by five percentage points to 58%, due to high prices for grain, feed, and fertilizer, in addition to the weak yen.

## Japan's Food Self-Sufficiency and Domestic Production Rates



Created by *Nippon.com* based on data from the Ministry of Agriculture, Forestry, and Fisheries.

# World Competitiveness Ranking – 35<sup>th</sup> in 2023 -

## OVERALL PERFORMANCE (64 countries)



## CHALLENGES IN 2023

- Activate a new form of capitalism.
- Promote focused investment such as in human capital, Generation X, and digital experience.
- Incorporate the resolution of social issues into the growth strategy.
- Strengthen diplomacy and economic, energy and food security.
- Put public finances on a sound footing.

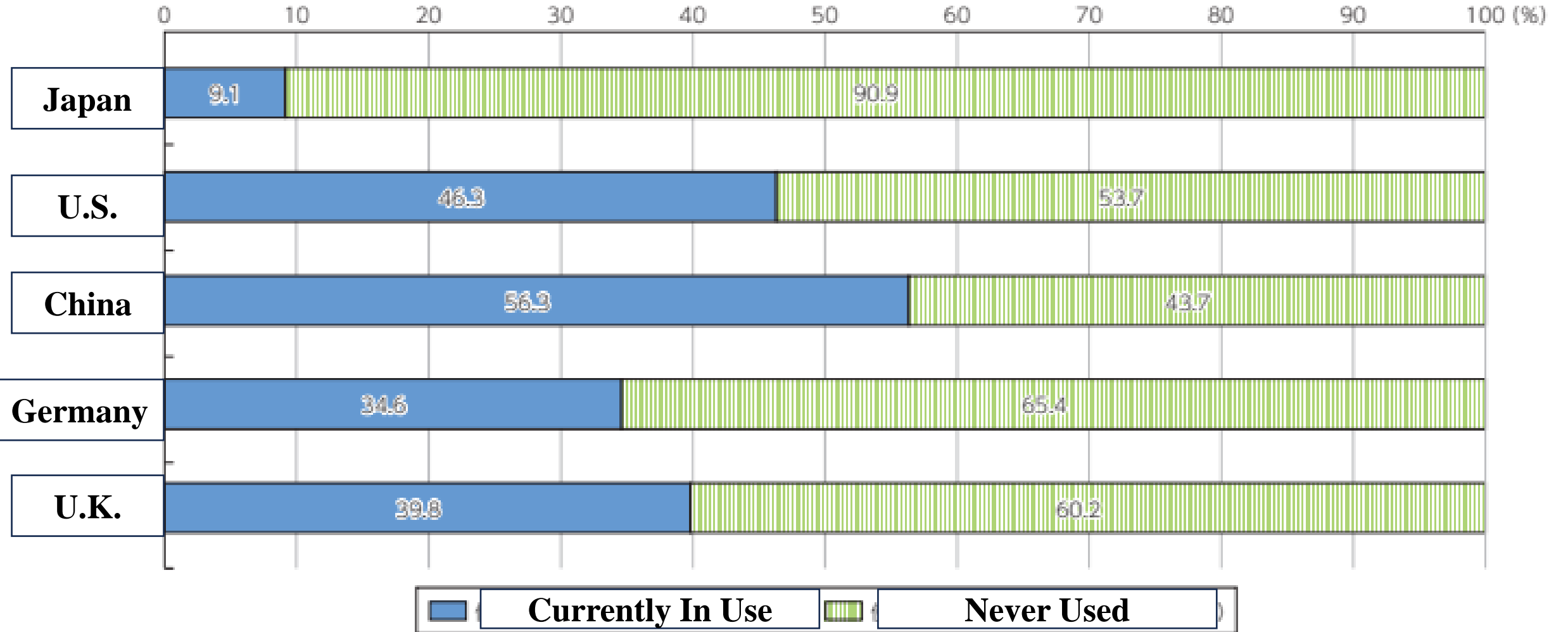
## BASIC FACTS

Rank

	Tokyo	
Capital		
Land area (square km '000)	378	<sup>2022</sup>
Exchange rate (per \$)	0,131	<sup>2022</sup>
Population - market size (millions)	124,84	<sup>2022</sup> 07
Gross Domestic Product (GDP) (US\$ billions)	4.231,1	<sup>2022</sup> 03
GDP (PPP) per capita (US\$)	48.942	<sup>2022</sup> 32
Real GDP growth (%)	1,0	<sup>2022</sup> 62
Consumer price inflation (%)	2,50	<sup>2022</sup> 04
Unemployment rate (%)	2,60	<sup>2022</sup> 07
Labor force (millions)	69,02	<sup>2022</sup> 06
Current account balance (% of GDP)	2,06	<sup>2022</sup> 22
Direct investment stocks inward (\$bn)	257,0	<sup>2021</sup> 27
Direct investment flows inward (% of GDP)	0,66	<sup>2021</sup> 55

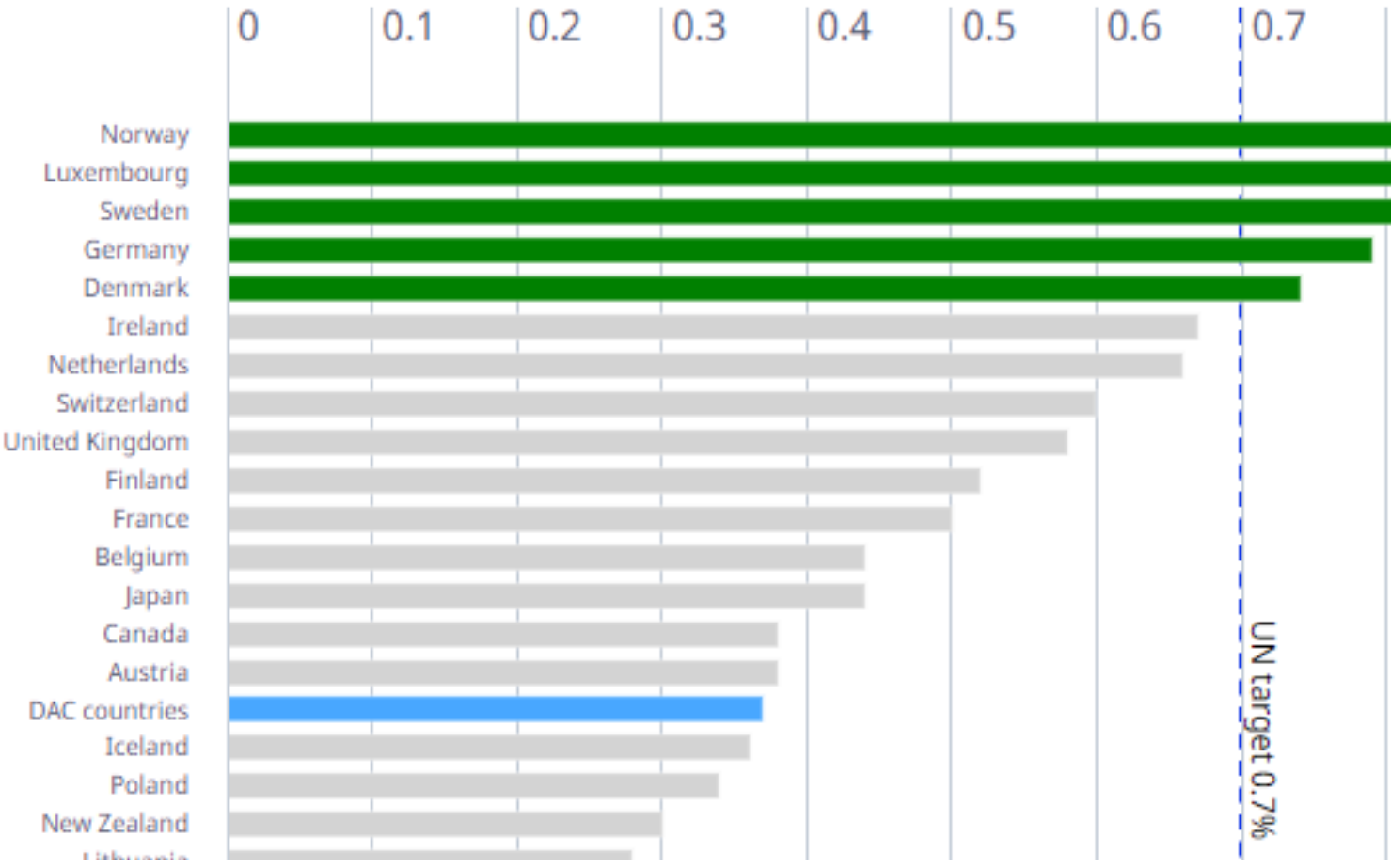
# The Use of Generative AI (2024)

図表 I-5-1-1 生成AIの利用経験

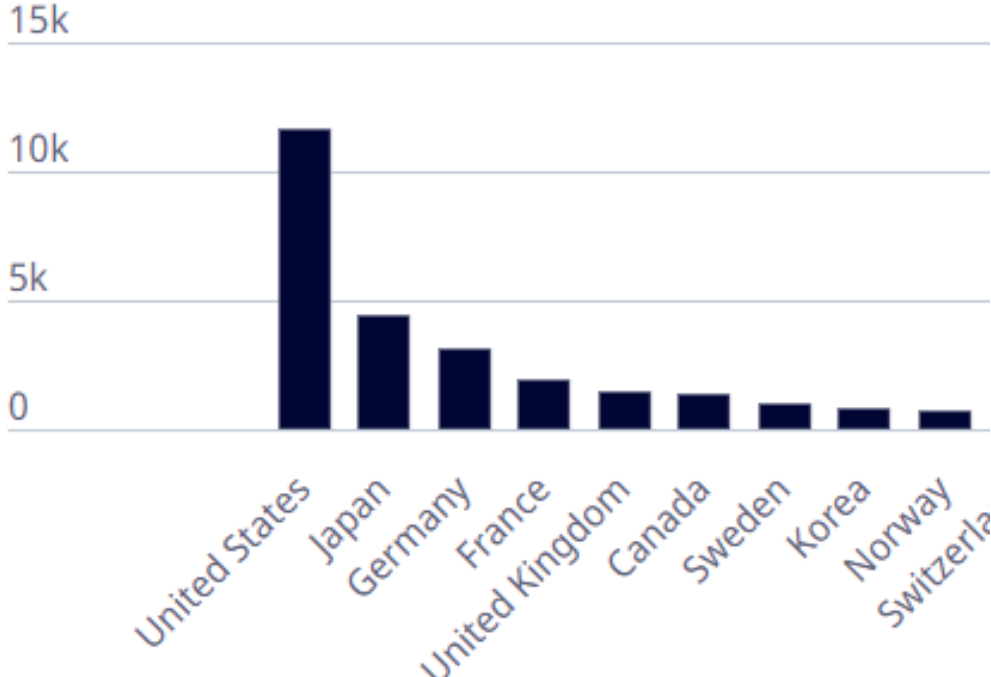


(出典) 総務省 (2024) 「デジタルテクノロジーの高度化とその活用に関する調査研究」

# Official Development Assistance (ODA) in 2023, by members of the Development Assistance Committee (preliminary data)



**Distribution of net ODA**  
 Million US dollars, constant prices 2022



### 3, Japanese People

#### **10 Countries with the Most Nobel Prize Winners (1901-2023)**

COUNTRY	NOBEL PRIZES 1901-2023 ▾
United States	413
United Kingdom	138
Germany	115
France	76
Sweden	34
Russia	30
Japan	29
Canada	27
Austria	25
Switzerland	25

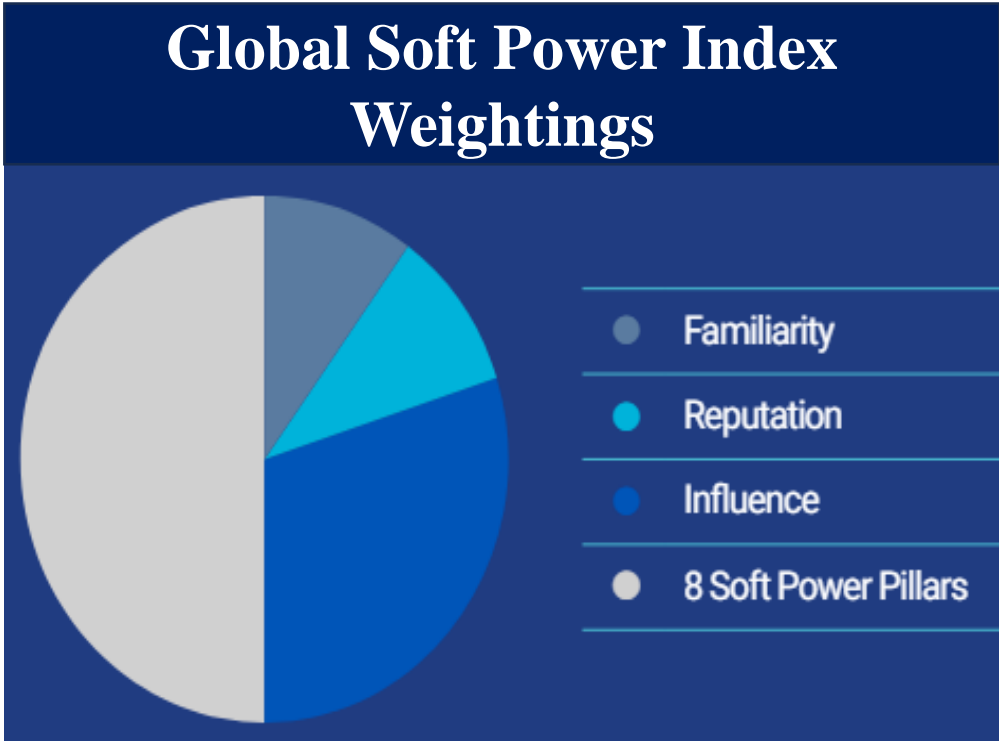


## Number of Patent Applications

COUNTRY	TOTAL PATENT GRANTS 2023
China	798,347
United States	323,410
Japan	201,420
South Korea	135,180
India	30,490
Germany	23,592
Brazil	23,546
Russia	23,315
Canada	18,125
Australia	16,407



# Global Soft Power Index – 6<sup>th</sup> in 2024



In the U.S. News [Best Countries 2023](#) ranking, Japan secures the **6<sup>th</sup>** position, behind Australia (5<sup>th</sup>) and the US (4<sup>th</sup>). Notably, Japan excels in two key areas: *entrepreneurship* (3<sup>rd</sup>) assessing technological expertise, digital infrastructure, and a skilled labor force; and *cultural influence* (5<sup>th</sup>), which analyzes trendiness, modernity, and strength of consumer brands.

## Global Soft Power Index Top 20

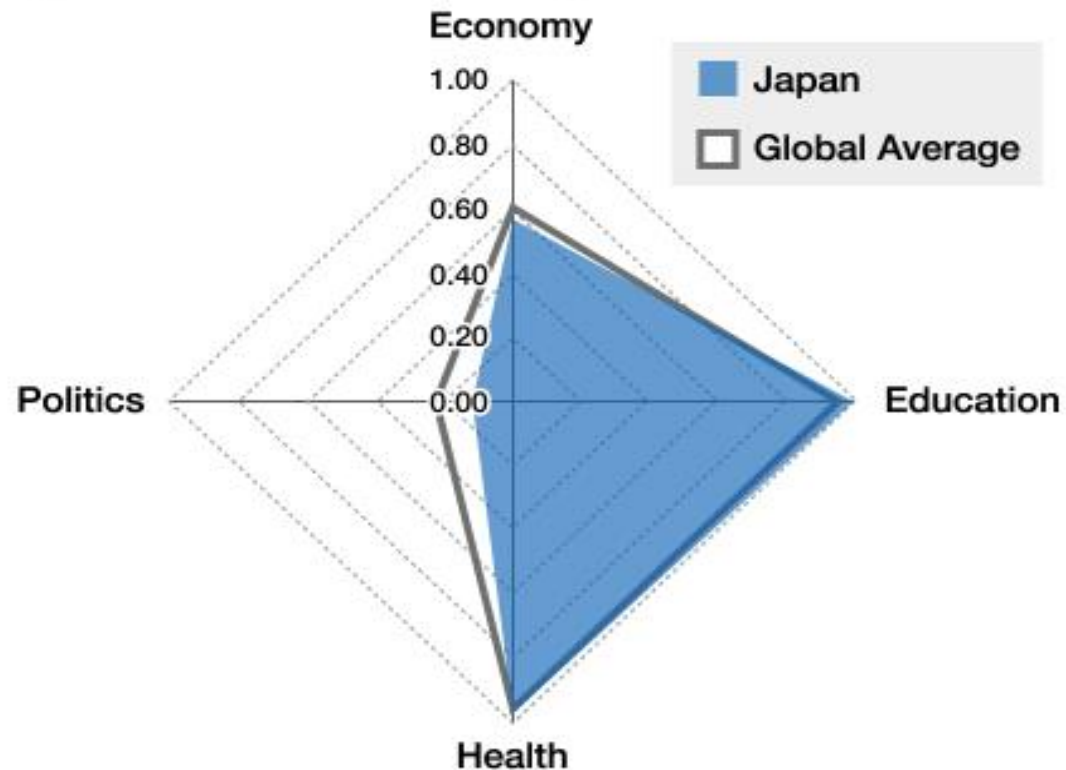
© Brand Finance Plc 2

	<b>1</b> =	United States	78.8	74.8	+4.0
	<b>2</b> =	United Kingdom	71.8	67.3	+4.5
	<b>3</b> ▲	China	71.2	65.8	+6.2
	<b>4</b> =	Japan	70.6	65.2	+5.4
	<b>5</b> ▼	Germany	69.8	65.0	+4.0
	<b>6</b> =	France	67.3	62.4	+4.9
	<b>7</b> =	Canada	64.4	60.7	+3.7
	<b>8</b> =	Switzerland	62.9	58.5	+4.4
	<b>9</b> =	Italy	62.0	56.6	+5.4
	<b>10</b> =	United Arab Emirates	59.7	55.2	+4.5
	<b>11</b> ▲	Spain	59.2	55.1	+4.3
	<b>12</b> ▼	Sweden	59.0	54.9	+3.9
	<b>13</b> ▲	Australia	58.6	54.8	+4.0
	<b>14</b> ▲	Netherlands	58.2	54.6	+4.5
	<b>15</b> =	South Korea	58.0	53.9	+4.1
	<b>16</b> ▼	Russia	57.7	53.7	+2.9
	<b>17</b> =	Norway	56.8	52.6	+4.2
	<b>18</b> ▲	Saudi Arabia	56.0	51.8	+4.7
	<b>19</b> ▼	Denmark	55.5	51.3	+3.7
	<b>20</b> =	Belgium	55.2	51.2	+4.0

# Japan Rises Slightly in 2024 Gender Gap Ranking

The Global Gender Gap Report issued by the World Economic Forum on June 12, 2024, ranked Japan 118th out of 146 countries in terms of gender equality, up seven places from the previous year.

## Japan and Global Average



# Percentage of Female Presidents in Japanese Private Companies

(10,000  
persons)

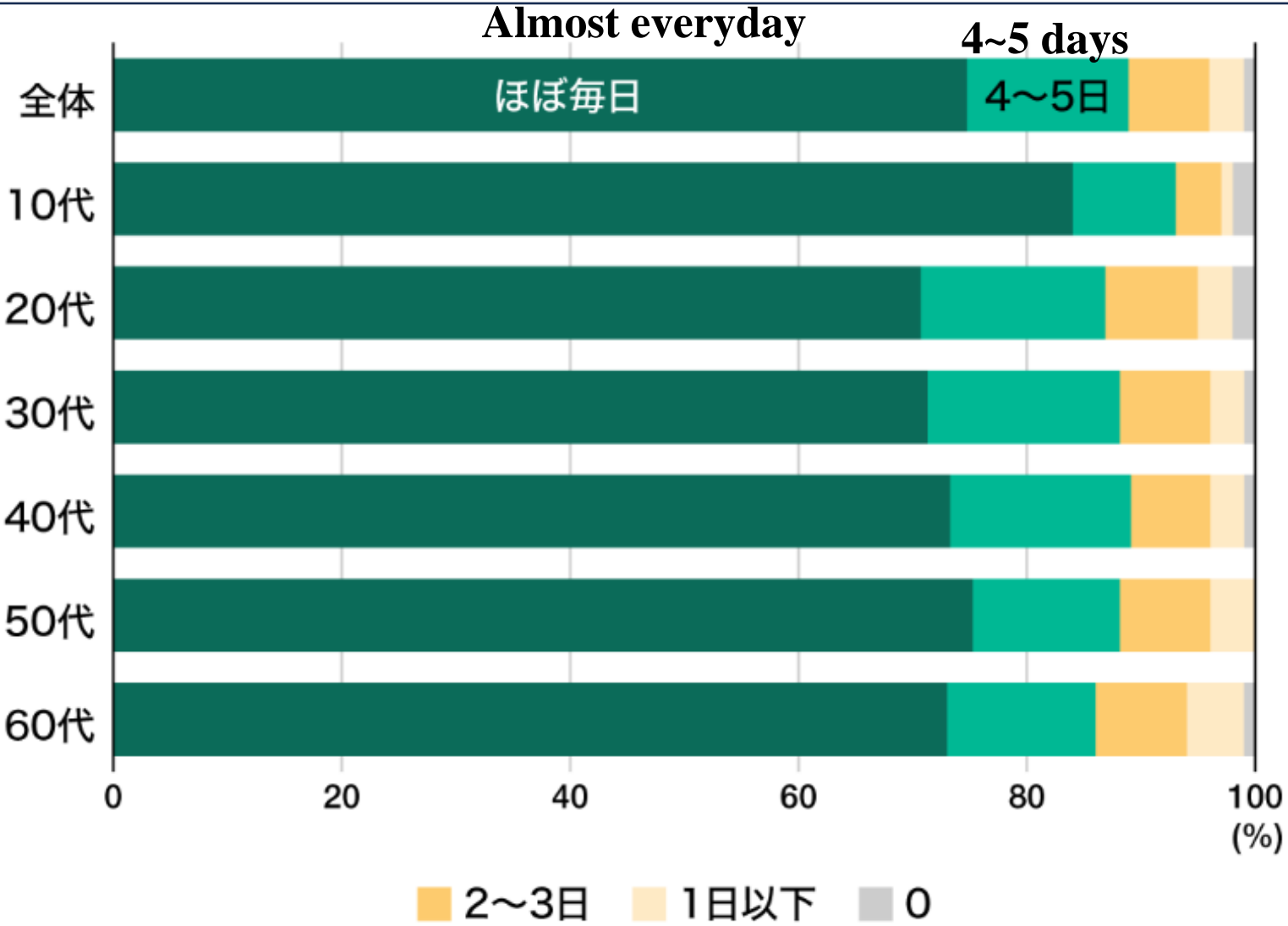
女性社長数・女性社長率推移

(per cent)

女性社長数 女性社長率



# How Many Days a Week Do You Eat Rice?



# World Happiness Report 2024

Figure 2.1: Country Rankings by Life Evaluations in 2021-2023

1	Finland	7.741	95% c.i. for rank: 1-1
2	Denmark	7.583	95% c.i. for rank: 2-3
3	Iceland	7.525	95% c.i. for rank: 2-3
4	Sweden	7.344	95% c.i. for rank: 4-7
5	Israel	7.341	95% c.i. for rank: 4-7
6	Netherlands	7.319	95% c.i. for rank: 4-7
7	Norway	7.302	95% c.i. for rank: 4-7
8	Luxembourg	7.122	95% c.i. for rank: 8-13
9	Switzerland	7.060	95% c.i. for rank: 8-15
10	Australia	7.057	95% c.i. for rank: 8-15
50	Cyprus	6.068	95% c.i. for rank: 45-66
51	Japan	6.060	95% c.i. for rank: 46-66
52	South Korea	6.058	95% c.i. for rank: 46-67

# 4, Culture and Social Issues

## UNESCO List: World Heritage Sites in Japan (Nippon.com, Japan Data)

	Site (Prefectures)
1	Buddhist Monuments in the Hōryūji Temple Area (Nara)
2	Himeji-jō Castle (Hyōgo)
3	Yakushima (Kagoshima) (natural heritage)
4	Shirakami-Sanchi (Aomori and Akita) (natural heritage)
5	Historic Monuments of Ancient Kyoto (Kyoto and Shiga)
6	The Historic Villages of Shirakawa-gō and Gokayama (Gifu and
7	Hiroshima Peace Memorial (Hiroshima)
8	Itsukushima Shintō Shrine (Hiroshima)
9	The Historic Monuments of Ancient Nara (Nara)



News



# Kyoto ranked as one of the world's most beautiful cities for 2024

Japan's ancient capital is featured in the top 20 most beautiful cities shortlist by Architectural Digest

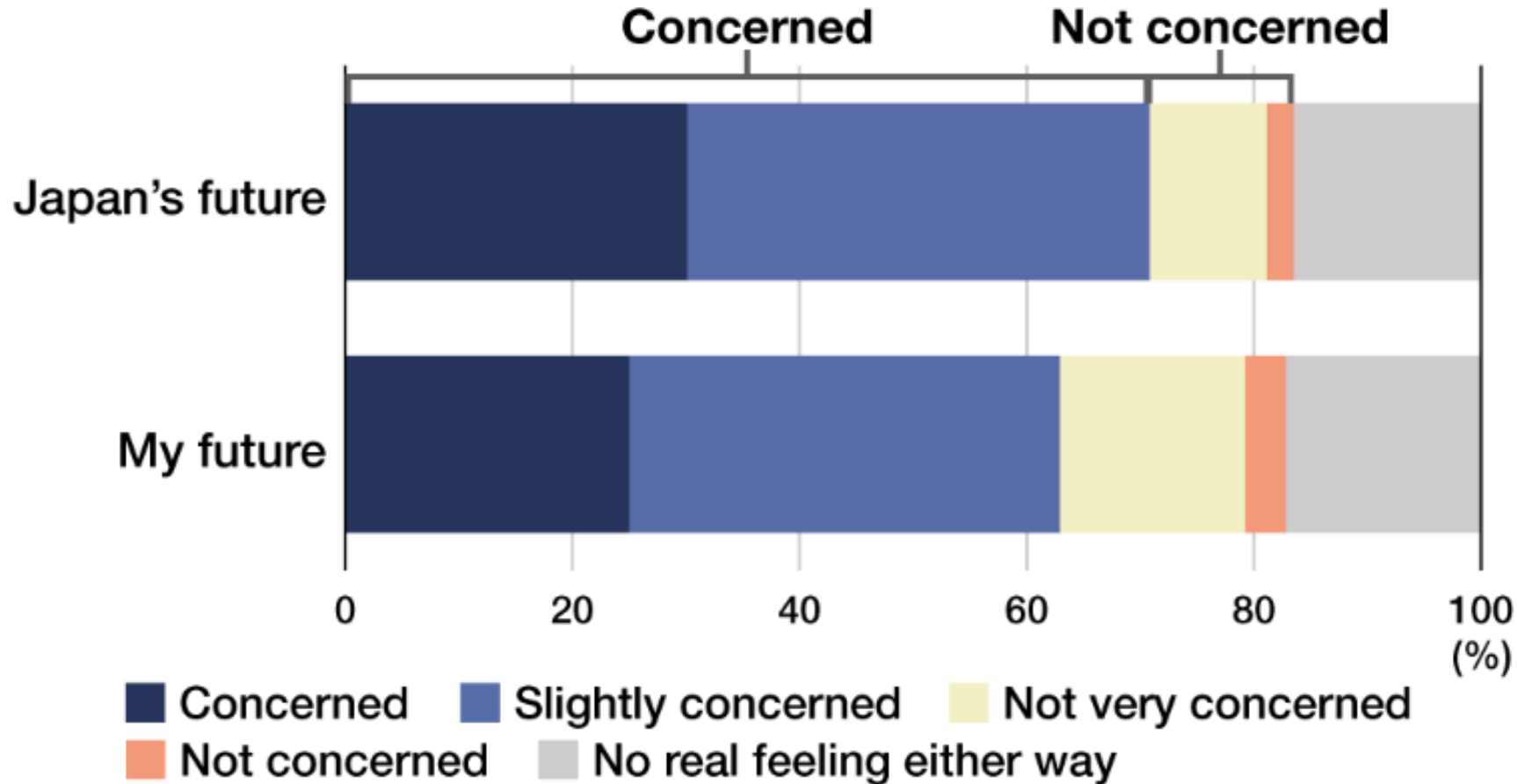




# Young Japanese Concerned About Future as Country Slips in GDP Ranking

Feb 19, 2024

## How concerned are you about the future?



Created by *Nippon.com* based on data from the Nippon Foundation. nippon.com

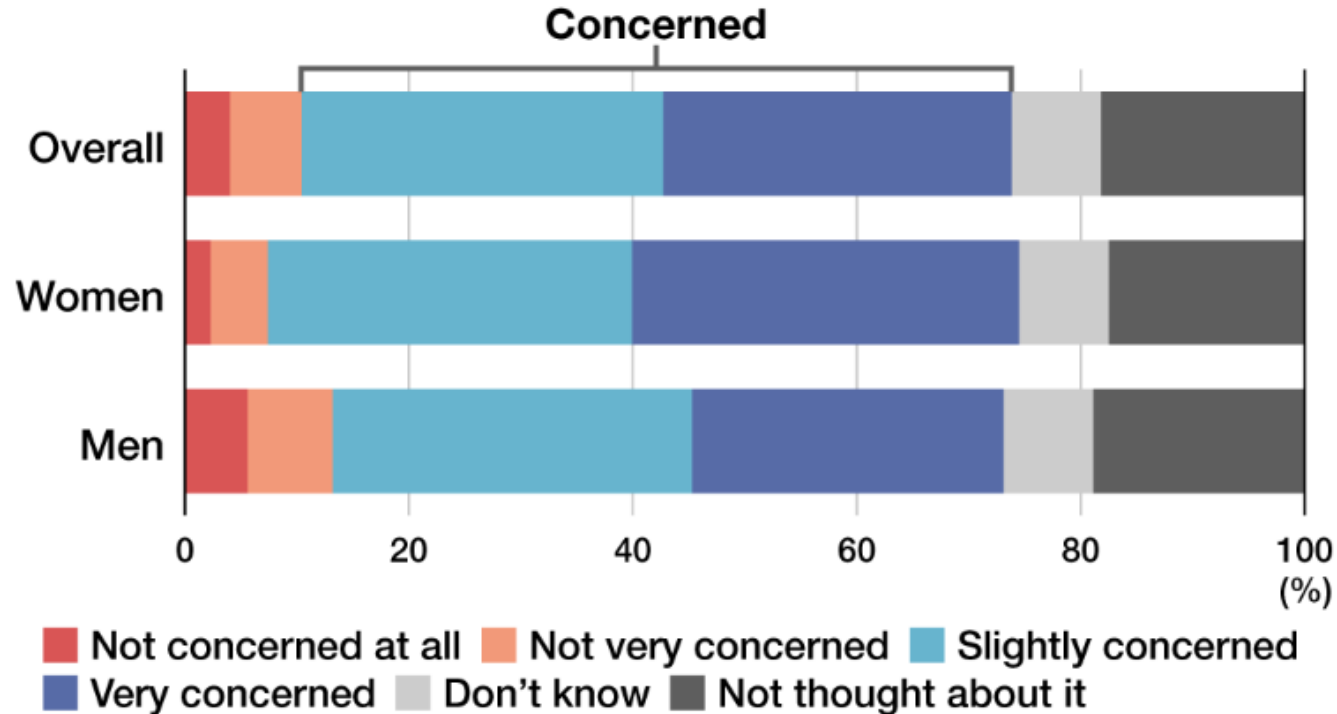
The survey, held online from December 1 to 4, 2023, targeted 1,000 young people aged 17 ~19.

# Many Japanese Teenagers Doubt Pensions Will Support Them in Old Age,

Nov 14, 2023

A Nippon Foundation survey asked 1,000 people aged 17 to 19 how they felt when they thought about their financial situation on reaching old age. It revealed that 60% of young men and 70% of young women were “concerned.”

What do you feel thinking about your financial situation when you reach old age?



**In Japan, the law requires married couples to have the same surname, and 95% of women change their surname**


**Which surname have you chosen?**

**Wife's surname**

**5%**

**Husband's surname**

**95%**



# Top 10 Safest Countries in the World

(Global Peace Index — lower is better):



COUNTRY	GPI 2023 ^
Iceland	1.124
Denmark	1.310
Ireland	1.312
New Zealand	1.313
Austria	1.316
Singapore	1.332
Portugal	1.333
Slovenia	1.334
Japan	1.336
Switzerland	1.339

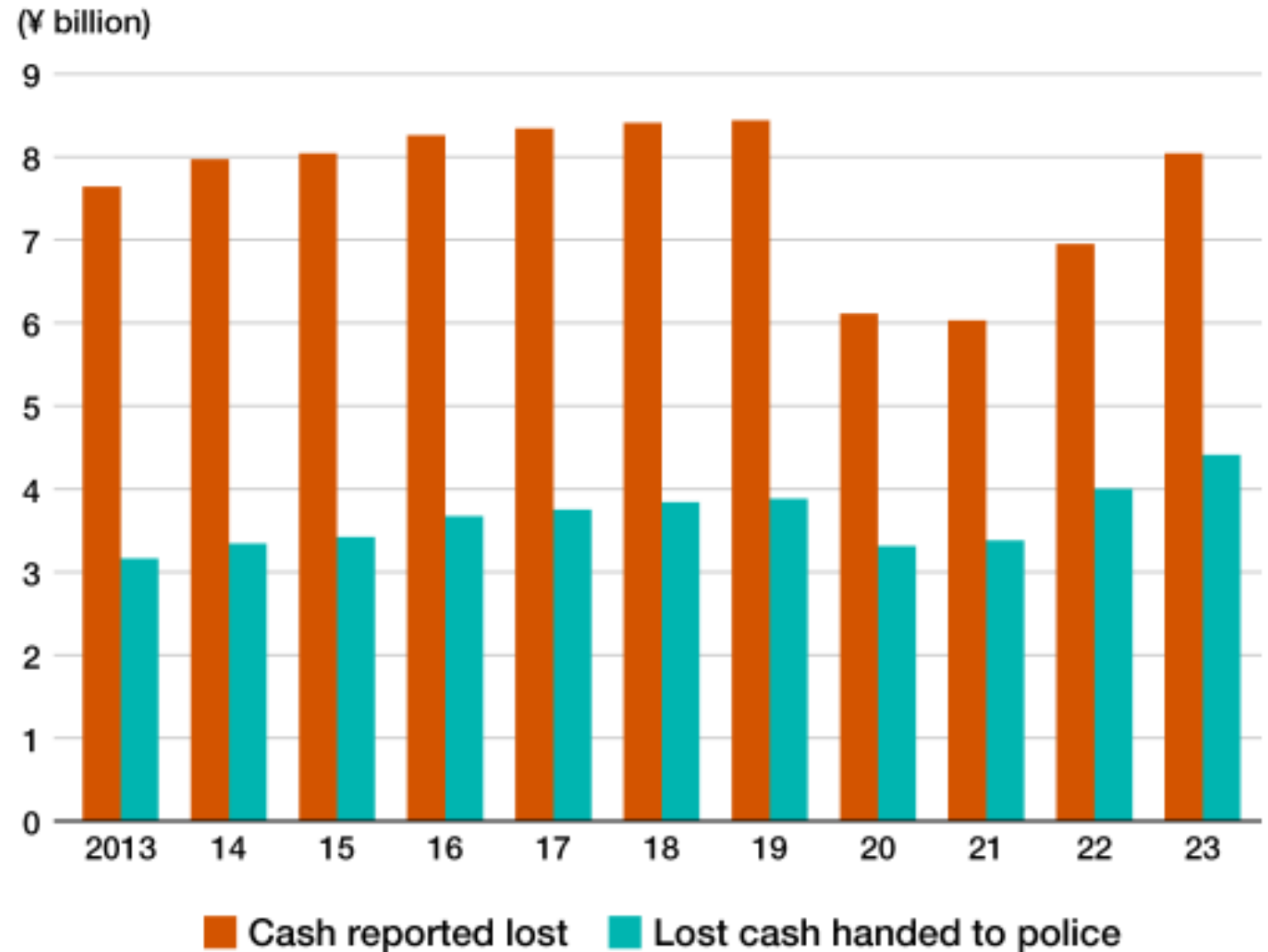
**Japan has been in the top ten countries in the Global Peace Index for 15 years, consistently receiving high marks for low crime rates, minimal internal conflict, and virtually nonexistent political unrest.**

**Japan's proximity to potentially hostile neighbors China and North Korea could become a threat to its safety at some point but has not thus far.**

## Record ¥4.4 Billion in Lost Cash Handed in to Tokyo Police in 2023, May 7, 2024

In 2023, ¥4.4 billion in lost cash was handed in to Tokyo police stations. A total of ¥8.0 billion was reported lost.

### Lost and Found Cash in Tokyo



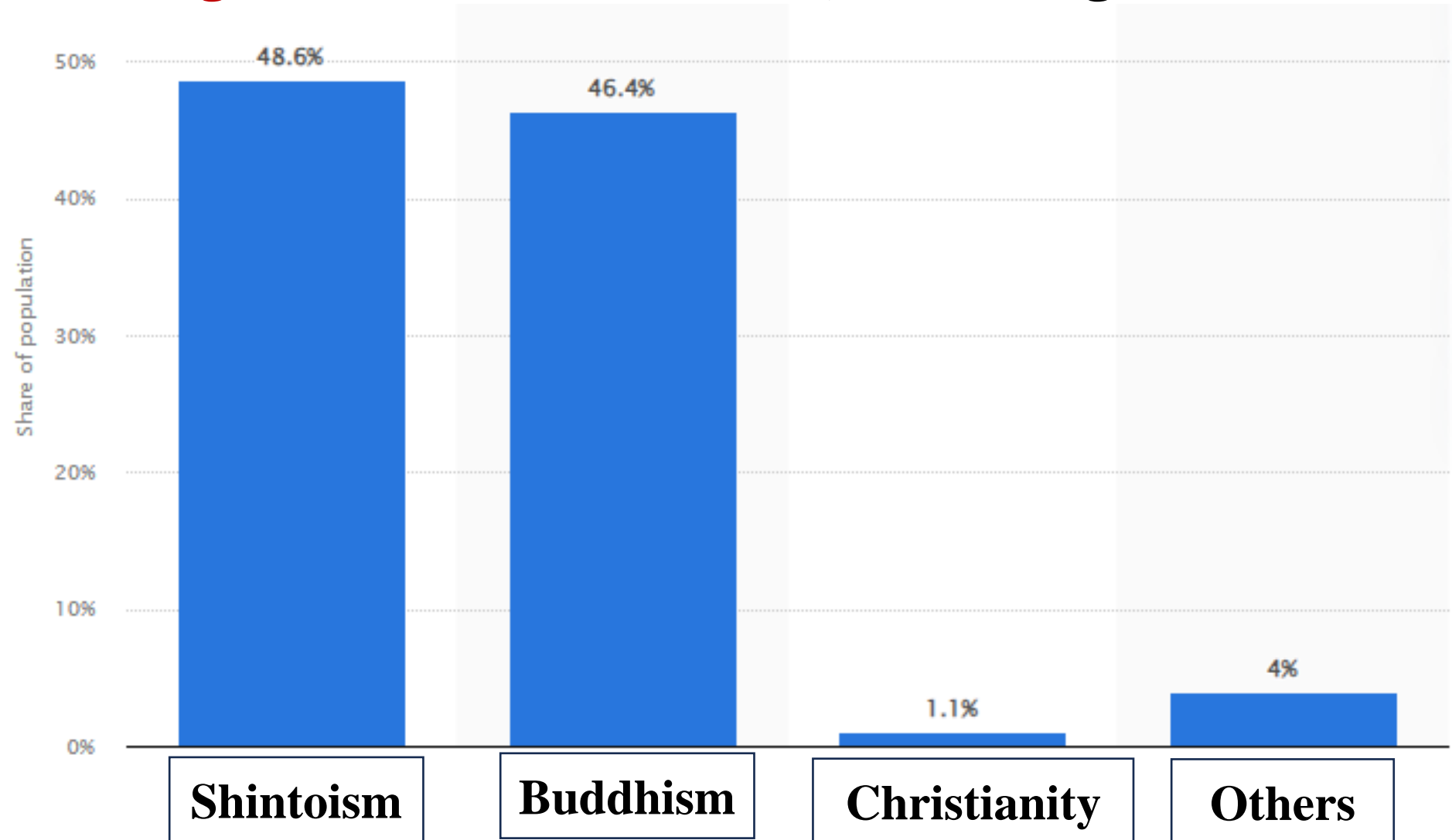
## Cleanliness: Japan's Obsession

Among other reasons, spiritual origins of cleanliness are pointed out:  
Shintoism and Buddhism.

**The Nippon Foundation SPOGOMI World Cup 2025 Confirmed Number of Participating Countries Grows to over 30, 2024.10.01**



## Japan: Religious Affiliations (in 2021, according to Statista 2024)



Source: Religious affiliation in Japan 2021 Published by Aaron O'Neill, Aug 30, 2024

# 5, National Security

## External Threats to Japan



Source: Defense of Japan 2018



# Military Trends of Japan's neighboring countries and regions



Joint Navigation by Chinese and Russian ships



Joint Flight by Chinese and Russian bomber



Ballistic missile called "hypersonic missile" by North Korea

**Russia**

Russia's aggression against Ukraine has shaken the very foundation of the international order and is perceived as the most significant and direct threat in Europe. Russia's military activities in the Indo-Pacific region, together with its strategic coordination with China, are of strong security concern

**North Korea**

An even more grave and imminent threat than ever before.

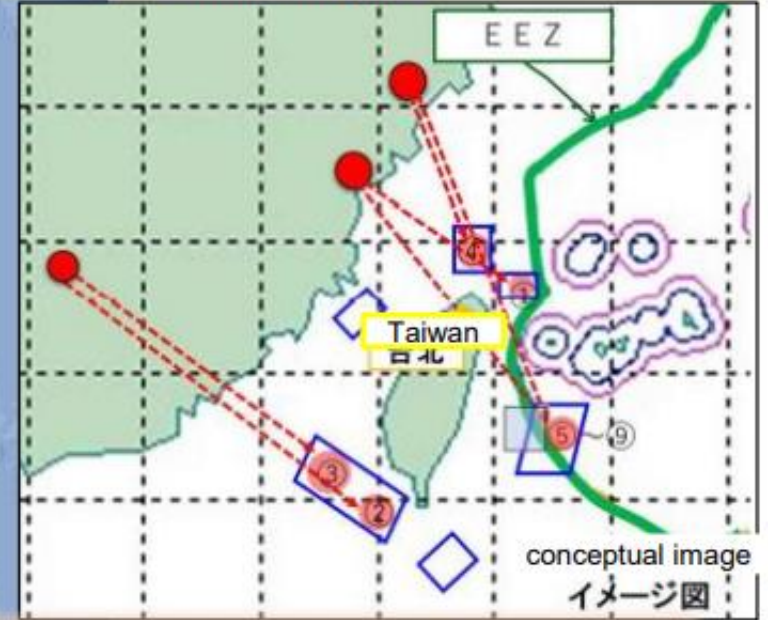
**China**

A matter of serious concern for Japan and the international community. An unprecedented and the greatest strategic challenge. On the other hand, Japan will build a "constructive and stable relationship" on matters of common interests

**Taiwan**

Issues concerning the Senkaku Islands  
Persistently continues attempts to unilaterally change the status quo by force

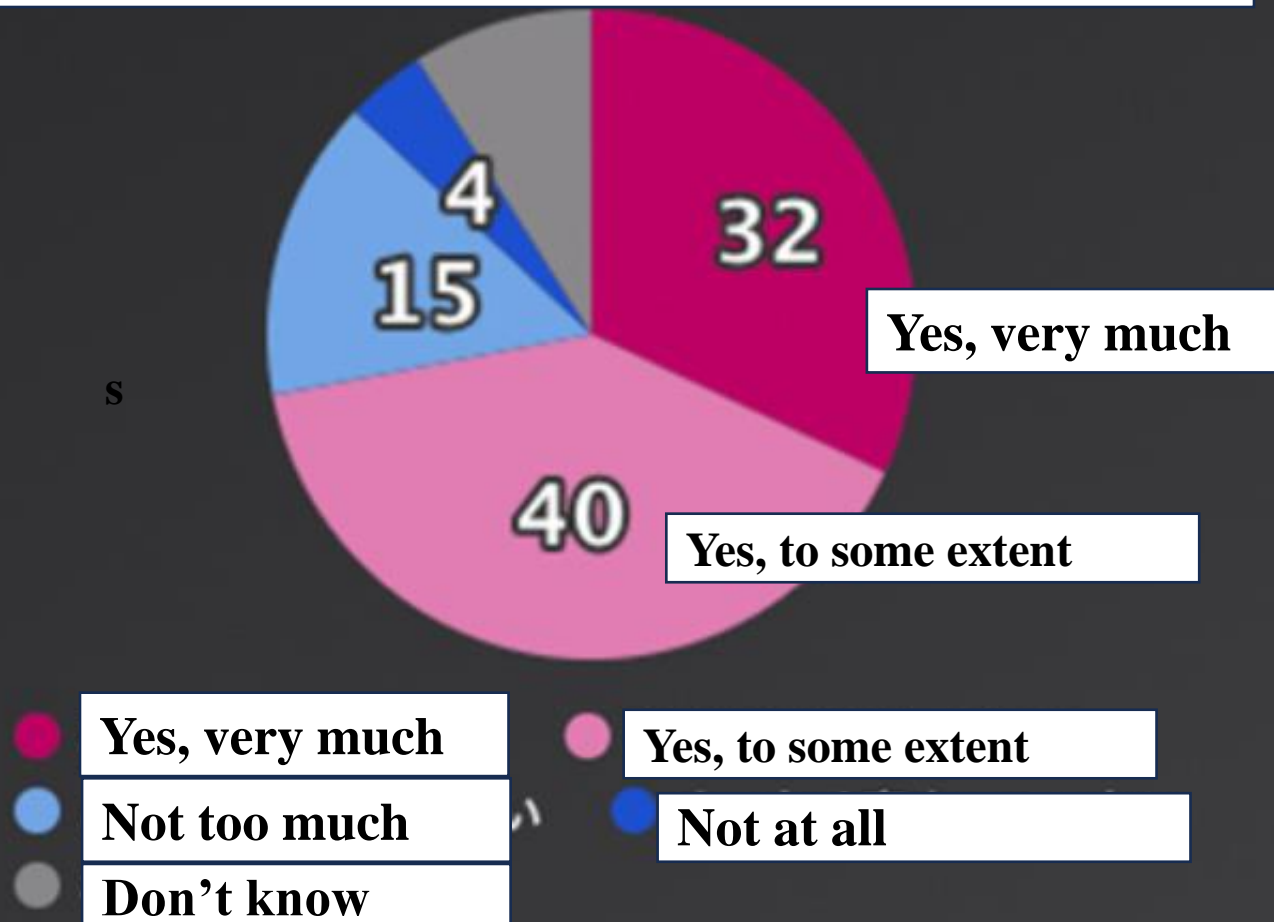
**Issues concerning the South China Sea**  
Unilateral changes to the status quo by force and creation of a fait accompli



Of the nine ballistic missiles that China fired near Taiwan, five landed within Japan's EEZ (August 2022)

# Has the threat of nuclear weapons heightened?

(%)



# **Japanese Atomic Bomb Survivors Win Nobel Peace Prize**

**BBC, 11 October 2024**



**Nihon Hidankyo, a Japanese group of atomic bomb survivors, has won the 2024 Nobel Peace Prize.**

**Known as hibakusha, the group is made up of survivors of the 1945 bombings of Hiroshima and Nagasaki. It has been recognised by the Norwegian Nobel Committee for efforts to rid the world of nuclear weapons.**

**Nobel Committee Chair Joergen Watne Frydnes said the group had "contributed greatly to the establishment of the nuclear taboo".**